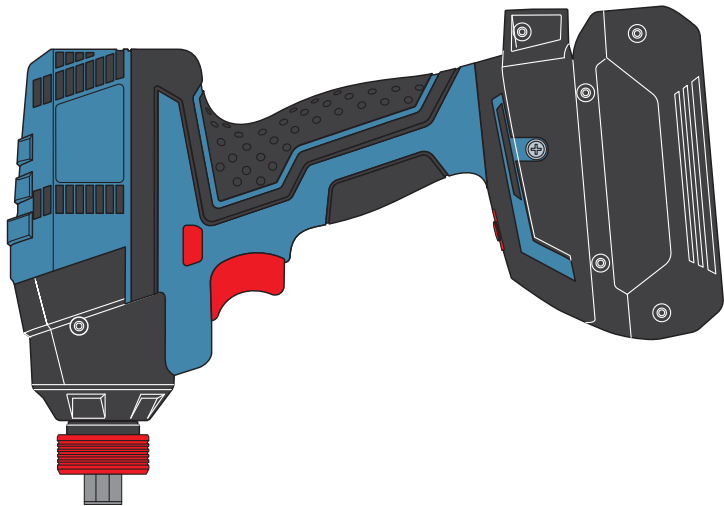




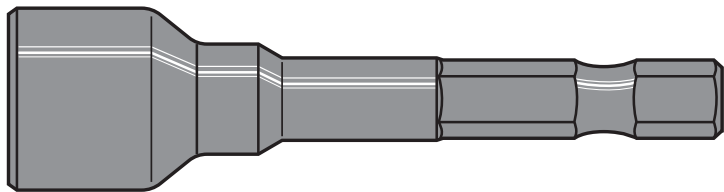
# DTT2Z Holdown Installation Guide

The DTT2 can be used to satisfy the IRC provision for a 1,500 lb. lateral load connection at two locations per deck. Additionally, the DTT2 has been tested and evaluated in deck guardrail post applications to resist the code-specified lateral forces at the top of railing assemblies. The DTT2 is also available with longer 2 1/2" Strong-Drive SDS Heavy-Duty Connector screws (model DTT2Z-SDS2.5) to achieve higher loads when needed. The DTT2 fastens easily to the wide face of a single or double 2x using Strong-Drive SDS Heavy-Duty Connector screw

## Tools




Impact Driver



Use 3/8" driver

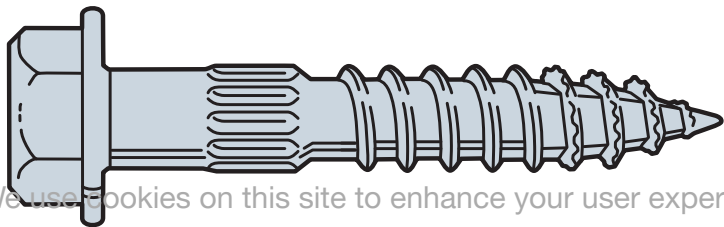
Use un destornillador de 3/8"

## Fasteners



HDG Bolt or Threaded Rod

Perno HDG o arilla roscada



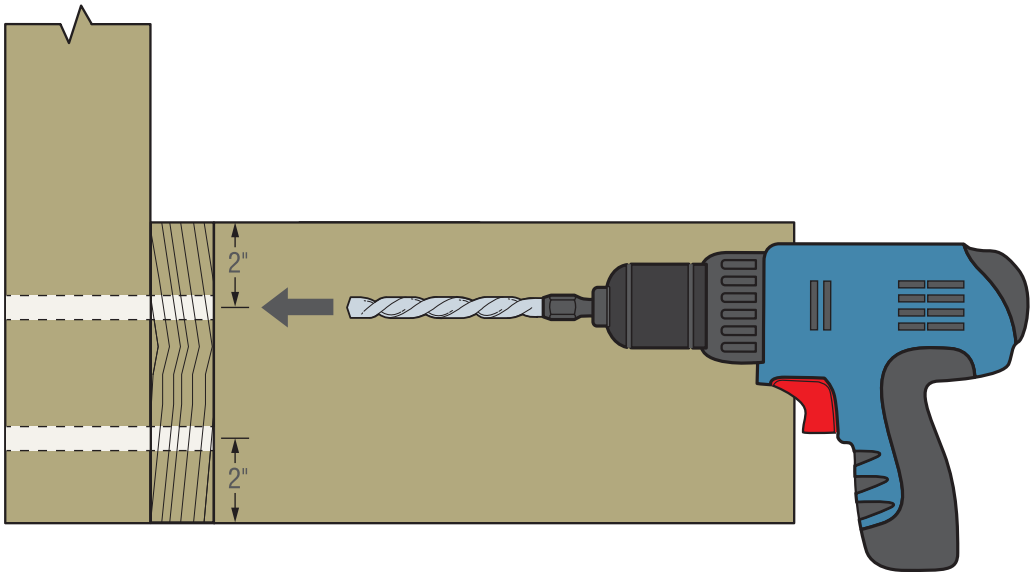
We use cookies on this site to enhance your user experience. By clicking "I Agree", you are giving your consent for us to set cookies. [Privacy Policy](#)

I Agree

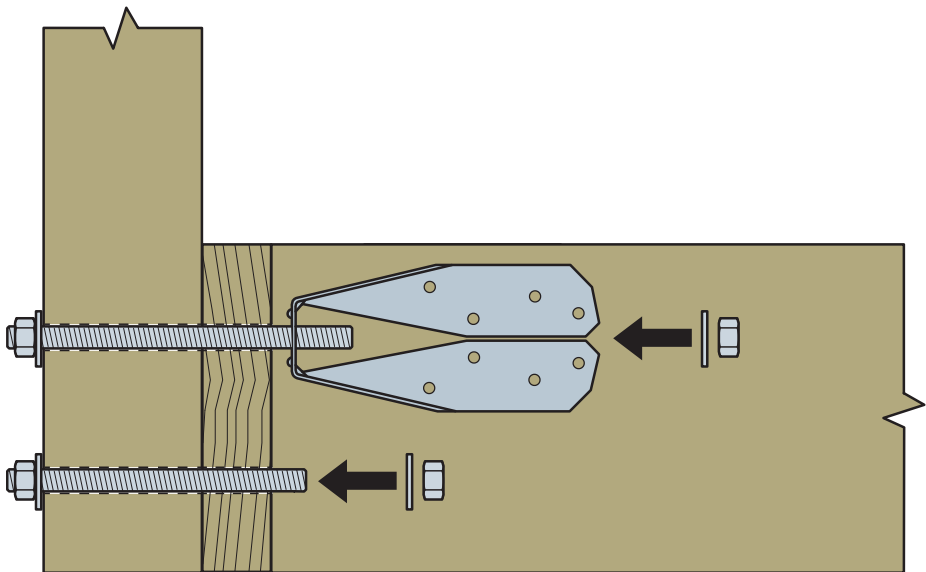
1/4" x 1 1/2" Strong-Drive® SDS HEAVY-DUTY CONNECTOR Screw

Installation Steps

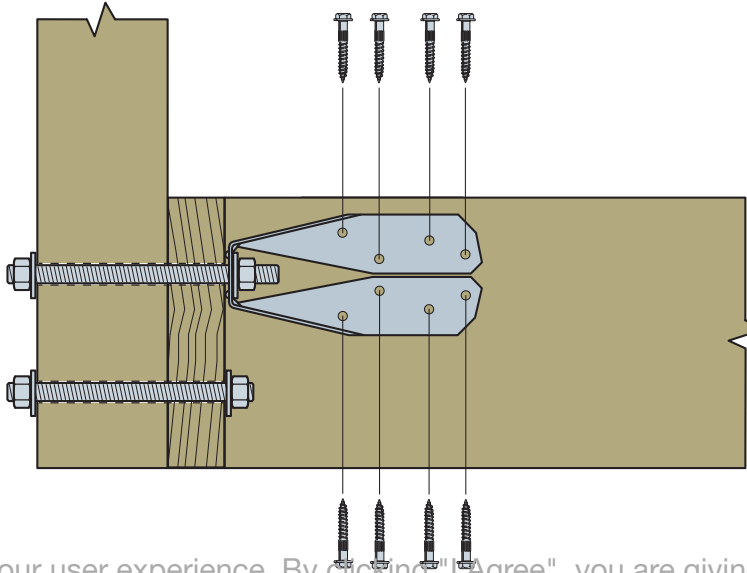
1



2



3



We use cookies on this site to enhance your user experience. By clicking "I Agree", you are giving your consent for us to set cookies. [Privacy Policy](#)

We use cookies on this site to enhance your user experience. By clicking "I Agree", you are giving your consent for us to set cookies. [Privacy Policy](#)